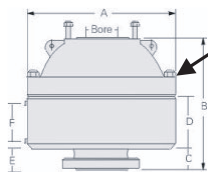


Specifications for 11 inch 5000 psi BOP's

www.BuyRigs.com



Annular Preventor

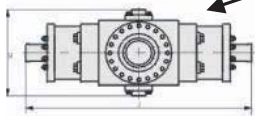


One 11 inch, 5000 PSI Type 90 Annular Blow out preventor complete with 1-7/8 inch B7 studs and nuts (flanged on bottom - studded on top)

Model	Bore Size (inch)	Working Pressure (psi)	Testing Pressure (psi)	Close volume (l)	Open Volume (l)	Dimensions (mm)						Weight (kg)	Hydraulic Conn.
						A	B	C	D	E	F		
	11	5000	10000	56	72	1146	1110	242	676	74	313	4675	NPT ↑



Ram Preventor



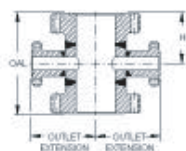
One 11 inch, 5000 PSI Type 88 Single Gate ram preventors with blind rams (CSO) complete with 1-7/8 inch B7 studs and nuts (RTJ on top and bottom - R54 Ring Gasket)

Model	Bore (in)	W.P (psi)	Weight (kg)	Dimensions (mm)			Connection	
				L	W	H	Top	Bottom
	11	5000	2260	2110	780	660	studded	studded

Note: Pictures show stud by flange, we have stud by stud.



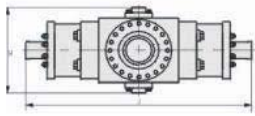
Fill / Kill Spool



One Kill / Flare Spool - 11 inch, 5000 PSI (R54 Ring Gasket) x 11 inch 5000 PSI (R54 Ring Gasket) with (2) 3 inch 5000 psi flanged (R35 Ring Gasket) side outlets



Ram Preventor

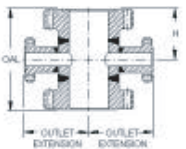


One 11 inch, 5000 PSI Type 88 Single Gate ram preventors with 4-1/2" pipe rams complete with 1-7/8 inch B7 studs and nuts (RTJ on top and bottom - R54 Ring Gasket)

Model	Bore (in)	W.P (psi)	Weight (kg)	Dimensions (mm)			Connection	
				L	W	H	Top	Bottom
	11	5000	2260	2110	780	660	studded	studded



Adaptor Spool



One Adaptor Spool - 11 inch, 5000 PSI (R54 Ring Gasket) x 11 inch 5000 PSI (R54 Ring Gasket) with (2) 2 inch 5000 psi (R24 Ring Gasket) flanged side outlets

All hydraulic connection to be threaded NPT. All studs, nuts, and ring gaskets to be British thread and size. All components to be API stamped and to NACE specifications.

www.BuyRigs.com